

Digital & Analog Audio Extractor with 18Gbps HDMI Passthrough EXP-CON-AUD-H2

WyreStorm recommends reading through this document in its entirety to become familiar with the product's features prior to starting the installation process.



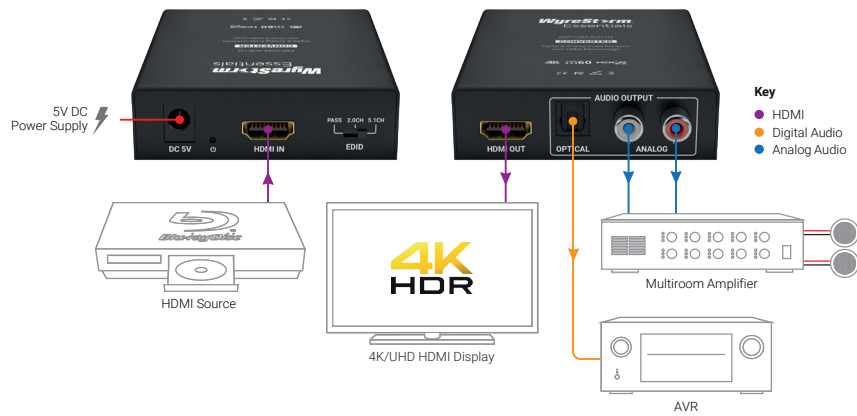
⚠️ IMPORTANT! Installation Requirements

- Visit the product page to download the latest documentation.
- Read through the [Wiring and Connections](#) section for important wiring guidelines before creating or choosing premade cables.


In the Box

- 1x EXP-CON-AUD-H2 Audio Converter
- 1x 5V DC 1A Power Supply with Wall Adapters
- 2x Mounting Brackets

Basic Wiring Diagram




Front Panel



A Power In	2.1mm DC Jack Input Connect to the included 5V DC 1A power supply.
B Power LED	Solid: The unit is powered On Off: The unit is powered Off
C HDMI In	19-pin type A HDMI female Supports HDMI and DVI/D with adapter
D EDID Switch	Switch between Passthrough, 2ch and 5ch Audio Modes


Rear Panel



A HDMI Output	19-pin type A HDMI female Supports HDMI and DVI/D with adapter
B Optical Output	Toslink optical port Connect to digital audio input of pre-amplifier, AVR or audio system
C Analog Audio Output	2 x RCA (L/R Phono) Ports Connect to analogue audio input of pre-amplifier, AVR or audio system

Audio Connections

Analog Audio Out



Troubleshooting

No or Poor Quality Picture (snow or noisy image)




- Verify that power is being supplied to the device
- Verify that all HDMI connections are not loose and are functioning properly

💡 Troubleshooting Tips:

- WyreStorm recommends using a cable tester or connecting the cable to other devices to verify functionality.

Setup and Configuration

EDID Switch Settings

Pass Through (Default)	Allows EDID pass-through from the display to the source for optimum video and audio outputs to the display.	
2.0CH	Transfers 2.0CH EDID of EXP-CON-AUD-H2 to the source for optimum video and 2.0CH audio outputs to the display.	
5.1CH	Transfers 5.1CH EDID of EXP-CON-AUD-H2 to the source for optimum video and 5.1CH audio outputs to the display.	

Note:

- If EDID Copy fails, a fixed 1920x1080p @60Hz 2.0CH would be provided to source device.
- In order to achieve a better user experience, please refer to the following audio support descriptions and examples for EDID setting during installation.

1. Slide the EDID to **Pass Through** (default) - Copy EDID from HDMI out.

Display Audio	HDMI Output Audio	S/PDIF Output Audio	L/R Output Audio
Dolby /DTS 7.1	Dolby/DTS 7.1	-	-
Dolby/DTS 5.1	Dolby/DTS 5.1	Dolby/DTS 5.1	-
PCM 7.1	PCM 7.1	PCM 2.0	PCM 2.0
PCM 5.1	PCM 5.1	PCM 2.0	PCM 2.0
PCM 2.0	PCM 2.0	PCM 2.0	PCM 2.0

By default (position "Pass Through"), when connected to a 1080p, PCM5.1 TV, the extractor will transmit the 1080p, PCM5.1 signal to it, S/PDIF Output audio is PCM2.0, and L/R Output Audio is PCM2.0.

2. Slide the EDID to **2.0CH** - The option with 2.0CH.

HDMI Output Audio	S/PDIF Output Audio	L/R Output Audio
PCM 2.0	PCM 2.0	PCM 2.0

Slide to position "2.0CH", when connected to a 1080p/5.1ch TV, the extractor will transmit the 1080p/2.0ch signal to it, S/PDIF Output audio is PCM2.0, and L/R Output Audio is PCM2.0.

3. Slide the EDID to **5.1CH** - The option with 5.1CH

Display Audio	HDMI Output Audio	S/PDIF Output Audio	L/R Output Audio
Dolby /DTS 7.1	Dolby/DTS 7.1	-	-
Dolby/DTS 5.1	Dolby/DTS 5.1	Dolby/DTS 5.1	-
PCM 7.1	PCM 7.1	PCM 2.0	PCM 2.0
PCM 5.1	PCM 5.1	PCM 2.0	PCM 2.0
PCM 2.0	PCM 2.0	PCM 2.0	PCM 2.0

Slide to position "5.1CH", when connected to a 1080p, PCM7.1 TV, the extractor will transmit the 1080p, PCM5.1 signal to it, S/PDIF Output audio is PCM2.0, and L/R Output Audio is PCM2.0.

Specifications

Audio and Video		
Inputs	1x HDMI In: 19-pin type A	
Outputs	1x HDMI Out: 19-pin type A 1x RCA Female Stereo (L/R) 1x S/PDIF Toslink	
Audio Formats	HDMI: 2ch PCM Multichannel: LPCM and up to DTS-X and Dolby Atmos Analog: 2ch LPCM Toslink: 5.1ch surround sound	
Video Resolutions (Max)	Resolution	HDMI
	1920x1080p @60Hz 12bit	15m/49ft
	1920x1080p @60Hz 16bit	7m/23ft
	3840x2160p @24Hz 10bit 4:2:0 HDR	7m/23ft
	3840x2160p @30Hz 8bit 4:4:4	5m/16ft
	3840x2160p @60Hz 10bit 4:2:0 HDR	5m/16ft
	4096x2160p @60Hz 8bit 4:2:0	5m/16ft
4096x2160p @60Hz 8bit 4:4:4	3m/10ft	
Supported Standards	DCI RGB HDR HDR10 Dolby Vision up to 30Hz HLG BT.2020 BT.2100	
Maximum Pixel Clock	600MHz	
Communication and Control		
HDMI	HDCP 2.2 DVI-D supported with adapter (not included)	
Power		
Power Supply	5V DC 1A	
Max Power Consumption	2.88W	
Environmental		
Operating Temperature	0 to + 45°C (32 to + 113 °F), 10% to 90%, non-condensing	
Storage Temperature	-20 to +70°C (-4 to + 158 °F), 10% to 90%, non-condensing	
Maximum BTU	9.83 BTU/hr	
Dimensions and Weight		
Rack Units/Wall Box	<1U	
Height	22mm/0.87in	
Width	80mm/3.15in	
Depth	90mm/3.54in	
Weight	0.23kg/0.51lbs	
Regulatory		
Safety and Emission	CE FCC RoHS	

Note: WyreStorm reserves the right to change product specification, appearance or dimensions of this product at any time without prior notice.

Warranty Information

WyreStorm Technologies LLC warrants that its products to be free from defects in material and workmanship under normal use for a period of two (2) years from the date of purchase. Refer to the Product Warranty page on wyrestorm.com for more details on our limited product warranty.

